

# MATHS TEACHING RESOURCES KEY STAGE 1



THE  
**PADDINGTON  
BEAR**  
EXPERIENCE  
COUNTY HALL, SOUTH BANK, LONDON

©P&Co. Ltd./SC 2024









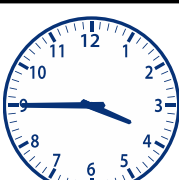

[paddingtonbearexperience.com/schools](https://paddingtonbearexperience.com/schools)

Key Stage 1 Teaching Resources

# AT THE TRAIN STATION

Subjects: Maths Topics: Time Ages: KS1 (Y1/2)

Here is a timetable for destinations from Paddington Station.  
 Can you solve the questions below?

Destination	Departure Time	Arrival Time	What is the journey length?
Bond Street			
Heathrow Airport			
Notting Hill Gate			
Baker Street			
St James's Park			

What do you notice about the trains to Notting Hill Gate and Baker Street?  
 Which train has the shortest journey time?

Key Stage 1 Teaching Resources

# HELPING MRS BROWN

Subjects: Maths Topics: Shape Ages: KS1 (Y1/2)

Mrs Brown has been tidying up her pantry after Paddington made a bit of a mess! She needs help to measure the objects so they can fit back on the right shelves.


Measure the width and the height of each of the below objects.





Key Stage 1 Teaching Resources

# HELPING MRS BROWN



## Finished measuring?

1. Write the objects in order from smallest to largest.
2. If each object was double the size, what would each object now measure?

Key Stage 1 Teaching Resources

# DECODING AUNT LUCY'S LETTER

Subjects: Maths Topics: Arithmetic Ages: KS1 (Y1/2)

Some of the marmalade from Paddington's sandwich has dropped on his letter from Aunt Lucy as he was reading it! Solve the calculations and write the corresponding letter for each answer to find the missing words so that Paddington can finally read his letter!

A	B	C	D	E	F	G	H	I	J	K	L	M
64	15	56	35	60	210	120	57	44	99	5	48	72
N	O	P	Q	R	S	T	U	V	W	X	Y	Z
25	150	90	75	36	220	100	84	5	32	12	96	45

- \_\_\_\_\_
  - 60 + 12
  - 70 - 6
  - Double 15, add 6
  - 80 - 8
  - 100 - 36
  - Double 24
  - 50 + 14
  - 5 x 7
  - 10 x 6
- \_\_\_\_\_
  - Half of 64
  - Double 22
  - Half of 50
  - 50 - 15
  - 200 + 20
  - 200 - 50
  - 20 + 16
- \_\_\_\_\_
  - 100 + 20
  - 10 + 10 + 10 + 6
  - 100 - 16
  - 5 x 3
  - Double 30
  - 10 x 3 + 6

Key Stage 1 Teaching Resources

# MAPPING PERU

**Subjects:** Maths **Topics:** Position & Direction **Ages:** KS1 (Y1/2)

Use this map of Peru to help Paddington navigate his way around.

Start		Aunt Lucy's House		
				Marmalade Factory
Lost Marmalade Sandwich			Orange Trees	

1. From the start, Paddington makes a quarter turn clockwise and walks 4 steps forward. Where does he end up?

2. From the start, Paddington walks one step forward, makes a quarter turn clockwise and walks forward 1 step.

3. Write the directions from:

- The start to Aunt Lucy's House
- Aunt Lucy's House to the Marmalade Factory
- The Orange Trees to Aunt Lucy's House

4. Write two possible routes that Paddington could take from the Marmalade Factory to Aunt Lucy's House.